

BOUNCE!

STUDENT CHURCH PLANTING



GROUP LEADER HANDBOOK

**MISSIONS
TEAM**

**CHURCH
STARTING**



BOUNCE Group Leader Handbook

Almost everything you need to prepare yourself and your group for your BOUNCE Mission

CONTENTS

WELCOME TO BOUNCE	 3
BOUNCE LINGO	 4-6
PREPARING YOUR GROUP TO BOUNCE	 7
BOUNCE DRESS CODE	 8
ADULTS AT BOUNCE	 9-10
BOUNCE BACKGROUND CHECKS & MINISTRYSAFE TRAINING	 11
BOUNCE ADULT EXPECTATION POLICY	 12-13
BOUNCE PARTICIPANT GUIDELINES	 14
BOUNCE PARTICIPANT SUPPLY LIST	 15
PARTICIPATING GROUP EQUIPMENT/SUPPLY/RESOURCE LIST	 16-17
TENTATIVE BOUNCE SCHEDULE	 18
MEDICAL CARE AT BOUNCE	 19-20
BOUNCE ARTWORK	 21
BOUNCE FORMS	 22-25

Prepare to BOUNCE!



Group Leaders:

Welcome to **BOUNCE**! Perhaps you know the **BOUNCE** story. If not, let me bring you up to speed. In October of 2013 **Texas Baptists** launched **BOUNCE Student Disaster Recovery (SDR)**, a pre-packaged approach to student missions which is designed to mobilize student youth groups for the purpose of long-term disaster recovery and community rehabilitation. Through **BOUNCE SDR**, our purpose has been three-fold: **restoring HOPE**; **rebuilding COMMUNITIES**; and **reflecting CHRIST**. God has blessed **BOUNCE**, and thousands of students and adults, who have been mobilized for that three-fold purpose. It's been an exciting ride, and **BOUNCE SDR** will continue to mobilize student youth groups for long-term disaster recovery and community rehabilitation in Texas and beyond.

We are proud of our past, and we are excited about our future. Our future includes a new approach to mobilizing students to be on mission through **BOUNCE Student Church Planting: *Engaging Students in Church Planting***. **BOUNCE** has always valued partnerships, and this new approach to mobilizing students will be no different. We are partnering with **Texas Baptists Church Starting** to connect student youth groups with **Texas Baptists Church Plants** for a significant ministry experience. It's our hope that church plants will be strengthened through this partnership and that a love of church planting and ministry will be cultivated in the lives of our student participants.

This copy of the **GROUP LEADER HANDBOOK-Church Planting Edition** contains information to help you get your students and adults prepared for their **BOUNCE** experience. There is a lot of information contained within the handbook, but we feel it's necessary for you to have everything you need to be best prepared for your mission experience. Please take time to look it over. It will answer many of your questions.

The **BOUNCE TEAM** also feels it is important for your students and adult participants to be prepared spiritually. That being the case, we will provide you with some preparation materials to prepare them for the spiritual work they will be facing. Those materials will be accessible online. We will let you know when they are available. Thanks for preparing your students and adults for the ministry they will be doing while they are at **BOUNCE**.

Again, we are excited about this new opportunity to mobilize students for mission service, and we are most grateful for your partnership. We look forward to what God will do in and through your students, as well as **Texas Baptists Church Plants**.

Blessings,
David Scott,
Director, **BOUNCE**





Team BOUNCE: Leadership team consisting of coordinators, collegiate staff, and mission volunteers who organize and implement the mission. Below you will find Team **BOUNCE** leadership positions:

Mission Coordinator (MC): A member of Team **BOUNCE** responsible for communication with participating **BOUNCE** churches or groups. Leads the Collegiate Staff and works with the **Church Planter Coordinator (CPC)** and **Texas Baptists Church Starter** to organize and implement the mission.

Planter Coordinator (PC): A member of Team **BOUNCE** responsible for recruiting and preparing Church Plants. With the **Church Planter**, determines needs and defines expectations of the Planter(s) for the week of **BOUNCE**.

Texas Baptists Church Starter (TBCS): A member of Team **BOUNCE** employed by **Baptist General Convention of Texas** with the responsibility of helping churches start churches.

Administrative Mission Specialist (AMS): Member of Team **BOUNCE** Collegiate Staff responsible for administrative tasks related to the mission. Manages the **BOUNCE** office and assists the MC with communication with participating groups.

Audio/Visual Specialist (AVS): Member of Team **BOUNCE** Collegiate Staff responsible for operating sound, and shooting and editing video footage used in **BOUNCE** worship experiences.

Communication & Missions Specialist (CMS): Member of Team **BOUNCE** Collegiate Staff responsible for media communications throughout the mission week. The CMS also promotes mission/ministry opportunities for students.

Worship Leader (WL): Member of Team **BOUNCE** Collegiate Staff responsible worship music leadership. Works with MC and **BOUNCE** Worship Speaker (BWS) to plan and implement worship experiences at **BOUNCE**.

BOUNCE Worship Speaker (BWS): The **BOUNCE** Worship Speaker engages participants during each evening's time of worship with a message from God's Word.

Church Planting/Evangelism Trainer (CPET): A member of Team **BOUNCE** that leads participants in Church Planting/Evangelism Training each day of the **BOUNCE** Mission. In many cases, this team member is an area Church Planter or Starter.

First-Aid Coordinator (FAC): A member of Team **BOUNCE** with certified basic First Aid training who can assist with injuries and illnesses throughout the mission week. This person is recruited by the MC.

BOUNCE Lingo continued

Baptist General Convention of Texas (BGCT): The sponsoring convention for **BOUNCE**. Also known as Texas Baptists.

BOUNCER: A **BOUNCE** Mission participant.

BOUNCE Student Disaster Recovery: The original **BOUNCE** Mission experience, created in 2013, to mobilize student youth groups for the purpose of long-term disaster recovery and community rehabilitation.

Group Leader (GL): The adult participant that registers, prepares, and brings a group to a **BOUNCE** mission. The GL may be a volunteer youth worker or a minister on church staff.

Group Leader Handbook: You are looking at it right now. The Group Leader Handbook contains information about **BOUNCE** and details on how to prepare your student and adult participants for **BOUNCE**.

BOUNCE Preparation Study: **BOUNCE** believes in sending out prepared missionaries. The **BOUNCE** Preparation Study is provided to Group Leaders (GL) to prepare their student and adult participants to be a part of a **BOUNCE** mission. Preparation requires participants to commit to study sessions that will assist them in being ready to minister in an affected community or with a church plant. Materials are typically available online by February of the mission year.

Ministry Team (MT): A group of approximately 11 to 15 students and adults from participating churches working together to minister in the community alongside a Church Plant.

Ministry Team Leader (MTL): The **MTL** works under the guidance of the **BOUNCE Mission Coordinator (MC)** to carry out the objectives of the mission. In most cases, the **Group Leader** will serve in this capacity, however, some youth groups may be assigned multiple church plants to serve. In these cases, the Group Leader will assign another adult as an **MTL** to lead additional **Ministry Teams** if needed.

Team Driver: An adult member of the **MT** who transports the team to their Ministry Worksite each day. Drivers must be at least 21 years of age and be approved by their church or group's insurance policy.

Ministry Site: Ministry Teams will be assigned a Ministry Site where they will assist the church plant.

Ministry Team Prep Time: Each morning after Church Planting/Evangelism Training, MT's will have some time to prep for their day of service.

BOUNCE Bash: Meeting of all participants to get the **BOUNCE** Mission started each day. A high energy time to meet Team **BOUNCE**, share a few announcements, highlight the schedule, and have a little FUN!

Wrap Party: A time to celebrate the ministry that took place during the week. Say good-bye to new friends and prepare to **BOUNCE** to the house back home.

BOUNCE Lingo continued

BOUNCE Worship: In addition to assisting youth church plant, a **BOUNCE** mission features evening times of worship and reflection designed to help participants encounter and respond to God.

Youth Group Reflections: This is a time set aside each evening after **BOUNCE** Worship for youth groups to gather and reflect on worship and the ministry events of the day.

Time Alone With God: A designated time each day, participants will take a few moments for some time in God's Word and in prayer. Materials will be provided to direct participants in this time each day.

BOUNCE Blog: A daily blog written and maintained by the Communication & Mission Specialist (CMS) that highlights events and ministry of the day. It's an opportunity for people back home to hear and see what is going on at **BOUNCE**.

BOUNCE Cam: Reflection video created by the Audio/Visual Specialist that is viewed during the mission Wrap Party.

BOUNCE Reflection Service: This is something to consider once you **BOUNCE** Back Home. A reflection service is an opportunity for youth groups who have participated in a **BOUNCE** Mission to share with their church family about their ministry experiences. A good time to show your Mission **BOUNCE** Cam.

Operation Affirmation (OA): A week-long opportunity to write notes of encouragement to members of your Ministry Team, your youth group, or Team **BOUNCE**. Each **BOUNCE** participant will have an OA envelope where they can receive OA notes throughout the mission week.

Sponsor: **BOUNCE** participant 21 years of age or older.

Spring Break BOUNCE: A streamlined version of **BOUNCE** (3 days) that provides youth groups an avenue of service while still leaving a few days for rest and recreation.

BOUNCE Church Planting: Partnership between Texas Baptists Church Starting and BOUNCE to CONNECT with an area church plant for meaningful ministry and special times of church planting/evangelism training and INSPIRING times of WORSHIP.

Lodging Facility: A church or school that is our home for the week. We rough it by sleeping on the floor in classrooms or gyms, so be prepared. Be sure to check your What-To-Bring list for what you will need to make your stay "comfy."

@BounceSDR: Follow **BOUNCE** on Twitter & Facebook!

www.txb.org/bounce: The **BOUNCE** page on the Texas Baptists website.

PREPARING YOUR GROUP TO BOUNCE

“Show me a man who goes with the flow, and I’ll show you a man who has been up a creek before.”

We’re not sure who we should attribute the above quote to, but one thing we can say is that the statement seems to speak to the importance of preparation. At **BOUNCE** we believe preparing your group is vital to the success of the mission. Here are a few things to consider when preparing your groups to be a part of **BOUNCE**.

- **Make the BOUNCE Preparation Study Mandatory.** We have provided you with materials to prepare your students for your **BOUNCE** Mission. It will take a commitment of time, but we believe your students, and adults, will be better ready to serve the community and its residents as a result of the investment. We believe God will work through prepared people. Preparation Materials will be available by February 15.
- **Highlight what a BOUNCE Mission experience will be all about.** Although **BOUNCE** will have some “camp-like” elements like worship, **BOUNCE** is not camp. It’s hard work. Please make sure that all those who plan to attend have a good understanding of this fact. We will be sleeping on the floor in most cases. Working in the heat. Standing in line for showers. It can be tough, but serving God by serving people will be worth it.
- **Attend the Pre-Mission Visit.** Your Mission Coordinator (MC) will be communicating with you regarding the possibility of a spring visit to the community for you to get your “boots on the ground.” You will see the lodging facility, meet the Coordinating Team, and meet Church Planters. This visit is at your own expense. Bring your camera to take pictures to show your group once you return home.
- **Conduct a Parent/Participant Meeting or Fellowship.** You will need to communicate details to parents/guardians. You will also need to distribute Participant Forms, What-To-Bring List, and collect such things as payment balances, and copies of insurance cards. Consider having a notary present to notarize Participant Forms. Use this time to communicate excitement about the mission – your hopes, your desires, etc. Provide some snacks and drinks -- maybe even play some games to fire your “**BOUNCERS**” up.
- **Consider asking your church to commission your BOUNCE Missionaries.** We see your **BOUNCE** participants as missionaries. We hope your church does too. Consider recognizing them as such, and have the church family pray over them before they head out, and while they are at **BOUNCE**. Ask the church to pray for the community and **BOUNCE** Leadership too. It will be appreciated.

Prepare your group. Your BOUNCE Leadership will be grateful.

BOUNCE Dress Code

Our **BOUNCE** participants (“**BOUNCERS**”) are missionaries. That being the case, we don’t want to do anything that might damage our witness in the communities we serve. Although there might be some disagreement among our student participants regarding appropriate dress, for the sake of our **BOUNCE** experience, let’s agree we will all follow a consistent **BOUNCE** Dress Code for the mission week. Group Leaders **please communicate** this dress code to your students and adults. **Here it is:**

- **SHIRTS:** Shirts **MUST** have sleeves. This means at Ministry Site, the lodging facility, in worship, and heading to and from the showers. Please don’t bring anything sleeveless, or anything with spaghetti straps. Short shirts are not allowed either. We also ask that shirts have no graphics that could be considered offensive or inappropriate. “No sleeveless shirts” also means no altering t-shirts to cut off or tuck in sleeves to make the shirt sleeveless. Thanks.
- **SHORTS:** Shorts are OK at the lodging facility and Ministry Site. Please keep them of modest length. No short-shorts. Again, thanks.
- **Durable SHOES** with closed toes must be worn at Ministry Sites. Sandals and flip-flops are acceptable at the lodging facilities, but not at Ministry Sites unless water activities are planned.
- **Sunday Worship ATTIRE:** Participants may be asked to wear their BOUNCE Participant T-Shirt with long pants to church. Check with your Mission Coordinator regarding this plan.
- **DON’T BRING EXPENSIVE, NICE STUFF:** The work is dirty . . . sometimes really dirty. At times down-right nasty. So, if you don’t want to get it messed up, don’t bring it. You’ve been warned.

TEAM BOUNCE DOESN’T WANT TO BE CLOTHING POLICE!

- Group Leaders, please clearly communicate the Dress Code **BEFORE** you bring your group to the BOUNCE mission. A good time to talk about this issue is at the Parent/Participant Meeting. Make sure both student and adult participants understand the Dress Code.
- TEAM BOUNCE asks that Group Leaders and adults from your group enforce the dress code with your students.
- As mentioned previously, TEAM BOUNCE DOESN’T WANT TO BE THE CLOTHING POLICE, however, if need be, the Mission Coordinator will take action with individual Group Leaders to ensure that all BOUNCERS comply with the stated guidelines.
- Dress code violations on the Ministry Site will result in participants being transported back to the lodging facility to change and can result in participants not being featured in Team Photos or BOUNCE Cam.



ADULTS AT BOUNCE

Adults play a significant role at **BOUNCE**. The fact is we couldn't do what we do without committed adults who are willing to invest in the lives of students. That being the case, here are a few requirements and thoughts about adults at **BOUNCE**:

- Each participating group must bring **one adult female sponsor for every five female students and one adult male sponsor for every five male students. Adult sponsors must be 21 years of age.**
- Participating groups must complete background checks for each of their adult sponsors. Adult sponsors must clear criminal and sex offender checks to be able to participate at **BOUNCE**. Groups must submit a **STATEMENT OF COMPLIANCE FORM** (included in this handbook) at the time of check-in at the **BOUNCE** Mission. **NOTE:** Although they cannot serve in a sponsor role, any participant who is 18 years of age or older must go through background checks.
- Adults (and students 18 years of age and up) participating in **BOUNCE** must also complete **MinistrySafe Training**. See page 11 for details on *MinistrySafe Training & Certification*.
- **BOUNCE** depends on adults (21 years of age or older) to serve in important roles during the mission:
 - Ministry Team Leader (MTL)** – MTL's will work under the guidance of the **BOUNCE Mission Coordinator** to carry out the objectives of the mission. In most cases, the **Group Leader** will serve in this capacity. In the event a youth group is serving multiple church plants, the **Group Leader** will assign additional adults to serve as **MTL's**. An MTL will:
 - (1) Lead a team of students and adults in times of mission education and hands-on mission involvement during the week of the **BOUNCE Church Planting** Mission. They will also coordinate the ministry done each afternoon.
 - (2) Make it a priority to see that students are involved in sharing their faith with others and learning that they can be a part of the church planting process.
 - (3) Help create a safe environment for the Ministry Team to work.
 - (4) Keep your Ministry Team on schedule.
 - (5) Keep communication open with **BOUNCE Mission Coordinator** concerning Ministry Team Time.

Team Driver – Each **BOUNCE** Team will need a driver. Drivers must be approved by participating church group's insurance policy, and must be at least 21 years of age. Team Drivers must also complete the **BOUNCE TRANSPORTATION DRIVER AGREEMENT** that will be provided by the Mission Coordinator prior to the mission.

- Adults should participate in all aspects of the **BOUNCE** Mission experience. This includes the **BOUNCE PREPARATION STUDY**, Team Meeting, Ministry Team Devotion, the work assignments, **BOUNCE** Worship, Youth Group Reflections, and lights out.
- Participating Adults should not bring under-age children to the **BOUNCE** Mission. All student participants **MUST** have completed 6th Grade and **MUST** be at least 12 years of age. Younger children are not allowed to attend with adults who are serving during the **BOUNCE** Mission week.

NOTE TO GROUP LEADERS ON SELECTING ADULT SPONSORS . . .

Those of us who have been involved in mobilizing students in hands-on mission endeavors know adults play a very significant role in the mission success. In fact, some maintain “as the adults go, so goes the mission.” Please consider the following thoughts as you enlist adult sponsors:

- **When possible, enlist adults who enjoy ministering to and with teenagers.** Adults who understand and can relate to students in a healthy, positive manner will likely be able to best serve alongside students during the **BOUNCE** Mission.
- **Enlist adults who can be flexible and positive.** Anyone who has ever been on a mission trip knows the value of flexibility. Know that your **BOUNCE** Coordinators and Staff will work hard to prepare for your **BOUNCE** Mission; however, there are unforeseen challenges that will occasionally arise. Prepare your adults and your students.
- **Who are good candidates to serve as BOUNCE Adult Sponsors?** Youth workers who are serving in your youth ministry will likely be good candidates. Married couples who are known to have stable relationships have the potential to be great **BOUNCE** Sponsors. Parents who have students in your youth ministry would also be good possibilities. Any flexible, positive adult who understands what they are committing to – sleeping on the floor, working hard, sharing ministry with teenagers for a week – would be a good candidate to serve as a **BOUNCE** sponsor.





Background Checks & MinistrySafe Training

Criminal & Sex Offender Background Checks

BOUNCE operates under guidelines set forth by the Texas Department of State Health Services, which is the licensing agent for camps and youth events. These laws require any adult who has contact with children/youth at a camp to be screened for criminal and sex offender records. The full set of guidelines can be found on the Department of State Health Services web site at

www.dshs.state.tx.us/youthcamp/default.shtm

- Every BOUNCE participant aged 18 and older must undergo a background check which includes these elements: identity research, criminal and sex offender search, and county of residence search. All background checks must be renewed on an annual basis. If your church or group has proof of background checks that are dated within the last calendar year and meet these criteria, that proof will satisfy the background check requirements.
- It is the participating church or group's responsibility to perform the background check. In addition, the church/participating group must complete and submit the Statement of Compliance form (pg. 24 of this handbook) upon arrival at the mission. **The Statement of Compliance form or proof of a completed background check must be turned in prior to serving at ALL BOUNCE Missions.**
- To see a list of companies that offer background checks, click on the link below, scroll to see Security & Risk Management, then click on Background Check Companies:
<https://www.texasbaptists.org/ministries/church-administration/resources#security>

MinistrySafe Training & Certification

- All Adult Sponsors and participants 18 years of age and older are required to take the **MinistrySafe Sexual Abuse Awareness Training**. You must have an individual email address, not shared with another sponsor or participant.
- After watching the online training, a quiz is administered. A minimum score of 70 is required. After the test, you will receive a **Certificate of Completion** from the course. Save a copy for your records and print a copy to bring to **BOUNCE** Staff upon arrival at your **BOUNCE** Mission.
- The MinistrySafe Certificate of Completion is **valid for two years** and can be used to satisfy the child protection training requirement the following year. Email your previous certificate to Leah.McMullen@txb.org to check the validity of your prior MinistrySafe Certification.

Once your deposit is paid, you will be sent a form to enter names & email addresses on all your adult sponsors and participants 18 years of age and older. *This is not for participants younger than 18.* Each person entered will receive an email with their own, personal MinistrySafe link to the video training and test, that **can't be shared** or their data will be lost. Each person needs to click the link in their own email to watch the videos and complete their test. **DEADLINE for completing MinistrySafe Training is May 1 for June Missions and June 1 for July Missions; Feb 15 for Spring Break Missions.** Call Leah at 214-828-5294 if you have questions or problems with email or links.

**CERTIFICATES OF COMPLETION MUST BE TURNED IN TO BOUNCE STAFF
UPON ARRIVAL AT YOUR BOUNCE MISSION IN OR OUTSIDE OF TEXAS.**

OUNCE Church Planting

BOUNCE ADULT EXPECTATIONS

GROUP LEADERS! Please share these expectations with your adult participants. Thank you.

WE NEED YOUR HELP! Mobilizing students for mission service is a **BIG DEAL**. How's that you say? Glad you asked. From the beginning **BOUNCE Student Disaster Recovery** has stated 3 goals: **Restoring HOPE**; **Rebuilding COMMUNITIES**; and **Reflecting CHRIST**. That's a **BIG DEAL**. Now, through **BOUNCE Church Planting** we have the opportunity to *engage students in Church Planting* by partnering with a new Church Plant to assist them in attempting ministry they otherwise might not be able to do at this point in their church life. If that's not **BIG DEAL** enough for you, there's one other thing we can point to – a love for mission service and ministry will continue to be cultivated in the lives of students through what happens at **BOUNCE**. A love we trust will last a lifetime. That friends **IS** a **BIG DEAL**. There's always a lot at stake when you decide to be on mission with God.

It's no secret that we could not accomplish our **BOUNCE** goals without the assistance of adults who are willing to come alongside of **BOUNCE**, and our student participants (**BOUNCERS**) to serve those in need. **WE NEED YOUR HELP**, and we appreciate you more than you will know. Thank you for investing in students and agreeing to give of your time and treasure to serve at **BOUNCE**.

HERE ARE SOME AREAS WHERE BOUNCE NEEDS YOUR HELP

UNDERSTAND WHAT YOU ARE COMMITTING TO:

- **ACCOMMODATIONS FOR YOUR MISSION**

BOUNCE lodging facilities are usually churches or schools. That means you must be willing to sleep on your personal air mattress or cot; shower in disaster recovery shower units or school locker rooms; and possibly share space with other church groups. It's not a luxury hotel with a comfortable bed. But we trust the joy of serving with students and assisting people who have been through tough times will far outweigh any temporary inconvenience.

- **SCOPE OF THE WORK**

BOUNCE is a construction-based mission experience. The work is hard, hot, and physical. Adults are expected to serve with student participants. We also need you to be safety conscious on the ministry worksite.

- **PARTICIPANT GUIDELINES and DRESS CODE**

As a sponsor, we need you to help students abide by our **Mission Guidelines** and **Dress Code**. Please model these guidelines and wear appropriate attire at the worksite and lodging facility. Your Group Leader can provide copies of the **Participant Guidelines** and **Dress Code** for you. If all groups will observe these requests, it will assure a positive mission experience for all the student groups involved.

- **APPROPRIATE STUDENT/ADULT RELATIONSHIPS**

In an effort to protect our student participants, adult participants, our churches, and the ministry of Texas Baptists and **BOUNCE**, we take the issue of appropriate student-adult interaction very seriously. All **BOUNCE** participants ages 18 years of age and older will have been subject to criminal background checks and will have passed **MinistrySafe Training**. While it may be somewhat uncomfortable to think about, we must be mindful of the following:

- **Appropriate Student-Adult Interaction**

Interaction between participants, whether student-student or adult-student, is limited to public spaces within the lodging facility and at the ministry sites. Please avoid any secluded, private, or other areas that have been deemed "off-limits."

Additionally, we minister in a day and age in which physical touch can often be misinterpreted. That

being the case, adopt a “high five” approach of affirmation/affection during your mission week. Our conversation will also play a significant role in the mission experience. Let’s keep it wholesome and above reproach.

- **Issues of Modesty**

We ask all participants to observe the **BOUNCE Dress Code** while serving at a **BOUNCE** mission. As mentioned previously in this document, we ask adults to assist us in the implementation of the **Dress Code**. We also need your help regarding the issues of showering and/or changing clothes. For the protection of all involved, student and adult participants should never be fully undressed in view of other participants. Again, we appreciate your help with this sensitive issue.

- **NO PRANK POLICY**

The nature of our work is serious, so pranks are not allowed at the ministry sites or lodging facilities. Such activities can escalate and lead to injury or damage. Thanks for helping with this.

- **OUR CHRISTIAN WITNESS IN THE COMMUNITY AND LODGING FACILITY**

Since one of our goals is to **Reflect CHRIST**, our witness will always be important in the communities we serve. This is also true in the way we treat our lodging facilities. It is a very generous act when a church or school opens a facility to **BOUNCE** for a mission experience. They often change their entire schedule to accommodate our groups. It’s important for us to treat them well. **WE NEED YOUR HELP** in encouraging students to take care of the facility by keeping areas as neat and clean as possible while we are guests at a church or school.

- **FLEXIBILITY IS KEY**

While your **BOUNCE Coordinating Team and Staff** have worked hard to prepare for your mission experience, occasionally issues come up. Some issues related to disaster recovery or weather at times can’t be avoided, no matter how much pre-planning takes place. In the event flexibility is required on your part, thank you in advance for your help.

BOUNCE IS A KINGDOM APPROACH TO SERVICE

Students and adults will meet new friends from other churches as they partner together to serve communities for Christ. In many cases, the students and adults are an answer to prayer for the residents they are serving. And in many cases, youth groups are able to be a part of significant ministry they would not have been able to accomplish alone. Since we come together for a significant time of shared ministry, we all must be respectful of privacy and possessions. As adult participants, we have an opportunity to encourage all student participants in this area and model the value of cooperation and Kingdom work.

Again, we appreciate you. We value your partnership and investment in the lives of students. It’s a **BIG DEAL**, and so are **YOU**. Let’s have a great **BOUNCE** Mission experience.

Blessings,

Team BOUNCE

GROUP LEADER(S)

Please bring an initialed copy of the **BOUNCE Adult Expectations** with you to your **Mission Registration/Check-In** confirming you have shared the information with your adult sponsors (21 years of age and older). Thank you.

Group Leader Initials: X_____

BOUNCE PARTICIPANT GUIDELINES

In an effort to make BOUNCE a positive experience for all involved we ask that all participants agree to certain guidelines. The BOUNCE Participant Guidelines will be listed on the PARTICIPANT FORM that all participants must sign along with their parent/guardian. The BOUNCE Participant Guidelines are listed below.

As a BOUNCE MISSION Participant:

- I will seek to reflect Christ as I serve by participating in all aspects of the **BOUNCE** experience (ministry, worship, youth group reflections, etc.), and will observe the **BOUNCE** schedule.
- I will abide by guidelines established by the **BOUNCE** Leadership Team while at **BOUNCE** (dress code, accessible areas of lodging facility, lights out, etc.).
- For my safety and health, I understand no alcohol, tobacco, non-prescription drugs, fireworks, firearms, knives, or weapons of any kind are allowed at **BOUNCE**.
- Due to the serious nature of **BOUNCE** Mission work, I understand pranks and prank paraphernalia are not allowed.
- I agree to observe all safe ministry site practices established by the **BOUNCE** Leadership Team.
- I realize that **BOUNCE** is a Kingdom approach to mission service. That being the case, participants from other churches will be partnering with me and my church for service. I will respect them, their privacy, and their possessions as we partner together for Kingdom service.
- I understand that I cannot leave the ministry site or lodging facility without the permission of the Mission Coordinator and my group leader.
- I understand girls should not be in boys' rooms, and boys should not be in girls' rooms. I further understand that Public Displays of Affection (PDA) are not allowed between girlfriends and boyfriends while at **BOUNCE**.
- I am grateful that our lodging facility has agreed to host us for the week of **BOUNCE**. I will make every effort to take care of the facility, keep it clean, and respect the facility and grounds during the week. I also understand that any damages to property are my personal responsibility.
- I will seek to glorify God through my hard work, my positive attitude, and my healthy relationships during the entire **BOUNCE** experience.
- I will join my youth group in reaching people for the Lord with the Gospel of Jesus Christ and will assist the church plant we are assigned from **BOUNCE**. I will help my youth group meet the needs of our assigned church plant and will pray daily for my group and church plant.
- I understand that my persistent failure to abide by the **BOUNCE** Participant Guidelines could result in an early trip home at my parent's/guardian's expense.





BOUNCE PARTICIPANT SUPPLY LIST

You may be wondering, “What do I need to bring with me to **BOUNCE**?” Excellent question! Here’s the list of things you will need, a few optional items, and what needs to stay at home.

BRING:

- ☐ Your **BIBLE** for worship, devotionals, and quiet time
- ☐ A **TWIN-SIZED** Air-Mattress or Cot (Space is often limited, so no large air-mattresses please)
- ☐ Sleeping Bag or Bed Sheets
- ☐ Pillow
- ☐ Towels/Washcloths/Soap/Shampoo
- ☐ Personal Toiletries (deodorant, toothpaste, toothbrush, etc.)
- ☐ Sunscreen/Lip Balm/Insect Repellent (Protection from the elements)
- ☐ Church Clothing – long pants or jeans/shirts with sleeves
- ☐ Socks & undergarments
- ☐ Casual Clothes (no short-shorts/short shirts/sleeve-less shirts/or shirts with inappropriate printing)
- ☐ Closed toe shoes – sneakers or tennis shoes for ministry sites; flip flops and sandals are not allowed for ministry sites unless it is for a water-based activity.
- ☐ Laundry Bag for dirty clothes
- ☐ Light Jacket
- ☐ Water bottle
- ☐ Cap or Visor
- ☐ Spending Money (sales items available)
- ☐ Rain Gear (we work through the rain)

BOUNCE Cell Phone Policy

Students are allowed to bring cell phones to **BOUNCE**; however, **BOUNCE** is not responsible for loss or damage. We do ask that Group Leaders monitor cell phone use on Ministry Sites so phones do not become a distraction to ministry action or service.

BOUNCE MISSION OFFERING

During one of the evening **BOUNCE** Worship Services, a **MISSION OFFERING** will be collected. The offering will pass on to the local church plants for use in their ministries. If you choose to participate in this expression of love and worship, bring a monetary gift with you to **BOUNCE**.

SOME THINGS YOU MIGHT WANT TO BRING:

- ☐ Camera
- ☐ Facial Tissue

THINGS TO NOT TO BRING:

- ☐ Sleeveless or Short Shirts
- ☐ Short Shorts
- ☐ Music Playing Devices
- ☐ Expensive Jewelry or Clothing
- ☐ Tobacco Products/Alcohol/Illegal Drugs
- ☐ Weapons, Fireworks, or Prank Paraphernalia of ANY KIND



BOUNCE PARTICIPATING CHURCH

EQUIPMENT/SUPPLY/RESOURCE LIST

GROUP LEADERS:

After connecting and communicating with your partnering **Church Plant**, a ministry plan will be determined for your **BOUNCE Church Planting Mission** experience. This plan will be contingent on the **needs, vision, and objectives** of the **Church Plant** and the **giftedness/skill set of your group**. At this point, you will determine what type of equipment/supplies your group may be able to bring or offer for your mission service. **Texas Baptists Church Starting, your assigned Church Plant, or BOUNCE** may be able to provide some resources, however, many times a group may have resources to bring to the experience. **Below are some possibilities:**

- **Bible Club or Vacation Bible School Curriculum or resources:** If your **BOUNCERS** are serving your **Church Plant** by conducting this type of ministry, these items could include not only curriculum, but craft resources, recreation equipment, and snacks/refreshment items.
- **Sports Equipment:** Perhaps you and your assigned Church Plant determine a sports camp or sports tournament would be an appropriate event for the **BOUNCE** Mission experience. Your group could provide equipment for such an event.
- **Block Party Equipment:** In the event a Block Party is scheduled, equipment such as snow cone machines, pop up tents, portable sound systems, or other such gear could be helpful in creating a successful event. In some cases, churches or associations have Block Party Trailers that are available for use.
- **Light Construction/Maintenance Equipment:** Occasionally a **Church Plant** or the facility in which they meet may need a bit of help with some up keep or maintenance. For instance, if the **Church Plant** meets in a school, the **Church Plant** can build good will by assisting the school with some painting or assembling furniture, etc. In the event a day is scheduled for this type of mission service, paint brushes/rollers, drop cloths, etc. would be beneficial.
- **Yard Equipment:** In some instances, a **Church Plant** can build good will in the community by cleaning up area parks or recreation areas. Some yard equipment could be useful for these types of activities.
- **Musical Equipment:** If you have students who are gifted musically, the opportunity to share that giftedness may be a possibility.
- **Drama or Puppet Teams Equipment:** Such teams may have opportunities to serve in Bible Clubs, VBS, or Block Party type of events.



- **Service Evangelism Equipment:** Service Evangelism projects can include any number of opportunities – car washes, dog washes, window washing, etc. If you and your **Church Planter** determine that a Service Evangelism Project is going to be a part of the mission experience, determine what equipment will be needed. Water hoses, car wash soap, sponges, buckets, towels, squeegees, etc.
- **Other Helpful Items:** Evangelistic Tracts. Water Coolers or Ice Chests can be helpful for many of the events. Items like Cups, Paper Towels, Sanitary Wipes or Hand Sanitizer, First Aid Kit, Insect Repellent, Sunscreen, Sports Drink Mix. This list is not exhaustive, but it will get you thinking about possible items your group could bring to your **BOUNCE Church Planting Mission**.

Some DO's For Acquiring RESOURCES For Your BOUNCE Mission

- **DO COMMUNICATE** with Your **Church Planter** regarding their needs, vision, and objectives for the experience. Please don't simply tell the **Church Planter** what your group will do. Find out how your group can best serve the plant for the week.
- **DO REACH OUT** to your **CHURCH FAMILY** for items that might help your group better serve. For instance, if your church has already conducted VBS, the materials and left-over supplies might be used again at **BOUNCE**. Your **Church Family** might also be willing to collect other supplies like packaged cookies or drink mix. It has been **BOUNCE's** experience that most **Church Families** are very willing and excited to resource their students for mission service.
- **DO BE CREATIVE** and **THINK OUTSIDE THE BOX**. When it comes to securing resources to assist your **Church Plant** at **BOUNCE**, there may be other resources in your community, local association, or other area churches. They may be willing to share. It never hurts to ask.
- **DO CHECK IN** with your **MISSION COORDINATOR**. Again, after connecting and communicating with your **Church Planter**, you may discover some of the items on the **EQUIPMENT/SUPPLY/RESOURCE List** would be very beneficial to bring with you for the mission. If you have any questions about what to bring, do not hesitate to visit with your **BOUNCE Mission Coordinator**.



BOUNCE Church Planting Tentative Schedule

(Revised 2018-19)

TUESDAY

- 1-3PM Registration/Check-In
- 4PM BOUNCE Bash/Group Leader Meeting
- 5PM Meet Your Church Planter
- 6PM Dinner
- 7:30PM Prayer Time
- 8PM Worship (includes orientation/welcome)
- 9:30PM Youth Group Reflections
- 10:30PM In Rooms
- 11:00PM Lights Out

WEDNESDAY-SATURDAY

- 8AM Breakfast
- 8:30AM Time Alone with God
- 9:00AM BOUNCE Bash--Let's have some Fun!
- 9:30AM Church Plant/Evangelism Training
- 10:30AM Break (Photos, Merch Table)
- 10:45AM Church Group Prep
- 11:30AM Lunch
- 12:30PM Depart for Ministry Sites
- Conduct Ministry
- Dinner on your own in the community
- 8PM Worship at Lodging Facility
 - Wednesday
 - Thursday
 - Friday
 - Saturday (includes Wrap Party)
- 9:30PM Youth Group Reflections
- 10PM Free Time
- 10:30PM In Rooms
- 11PM Lights Out

SUNDAY

- 8AM Breakfast
- Pack Up, Clean Up, Check Out
- 9:30AM Depart for Worship with Church Plant
- 12Noon Lunch with Church Plant or Planter
- 1:30PM Depart for Home—See You Next Year!



PLEASE NOTE: This is a tentative schedule for a 5 Day Mission. Schedules are subject to change by Coordinating Team. Coordinating Team will communicate schedule changes to Group Leaders and/or post schedule changes at the mission.

MEDICAL CARE AT BOUNCE



Here are a few things you, as a Group Leader, need to know:

- ❖ Each participant must have a signed and notarized **Participant Form** containing Medical Information. Group Leaders must submit **Participant Forms** to the **BOUNCE** Mission Administrative Specialist (MAS) upon arrival at the mission. Group Leaders are **strongly encouraged to keep a copy of the Participant Form for their own records**. The **Participant Form** must have a copy of the participant's insurance card attached. **PLEASE NOTE:** Participants (youth or adults) will not be allowed to work without a completed **Participant Form**.
- ❖ Participants must have medical insurance to participate with BOUNCE. **BOUNCE**, the BGCT (Texas Baptists), or the church/school housing participants are not financially responsible for any **BOUNCE** participant who is injured or becomes ill at/during the **BOUNCE** Mission. If a participant does not have medical insurance, and you, the group leader, agrees they can come with your church, the church or the participant is responsible to provide a short-term medical insurance policy for them at no cost to BOUNCE or its affiliates.
- ❖ The Group Leader has primary responsibility for medical care and **distribution of any prescription medications** for their group members.
- ❖ If a **BOUNCE** participant goes to the hospital during a mission, an adult sponsor must accompany the participant. The Mission Coordinator and Group Leader must be immediately informed, and the Group Leader or a representative from their group will be taken to the hospital as soon as possible. A member of Team **BOUNCE** will also deliver a copy of the **Participant Form** to the hospital or medical facility.
- ❖ If a **BOUNCE** participant is too ill to accompany their Ministry Team to the worksite, the Mission Coordinator must be alerted immediately. Arrangements will be made for the individual to remain at the lodging facility with an adult from their youth group.

FIRST AID COORDINATOR

The Mission Coordinator (MC) for your **BOUNCE** Mission will enlist individuals to serve as First Aid Coordinator(s) (FAC). In many cases, they may ask if you have someone from your group who might be willing to serve in this capacity. The FAC requirements and responsibilities are as follows:

- ❖ FAC must have basic First-Aid training and be certified by a recognized organization, like the American Red Cross or the American Heart Association.




Medical Care at BOUNCE continued:

- ❖ FAC will render basic first-aid and fill out a First-Aid Report whenever first-aid is administered. The FAC will also recommend if a participant needs a physician's care or will call emergency personnel if needed.
- ❖ FAC will not serve on a Ministry Team but will be stationed at the Lodging Facility. They will be able to occasionally travel to Ministry Worksites to visit Teams but will remain at the Lodging Facility most of the workday.
- ❖ FAC will administer over-the-counter medications **only with permission** of the Group Leader or Parent or Guardian.

If you have physicians, nurses, or emergency medical personnel with your group, please make sure the Mission Coordinator is aware they are at the mission. It is helpful to know in case they may be needed in an emergency situation.



BOUNCE ARTWORK



Bounce Poster:

<https://drive.google.com/file/d/1NdaFYy4zgfsQKJvhzp2Ngd6fskUMeqT3/view?usp=sharing>

FORMS



BOUNCE TRANSPORTATION POLICES & CHURCH TRANSPORTATION INFORMATION

CHURCH NAME: _____ MISSION LOCATION & DATE: _____
GROUP LEADER NAME: _____ CELL PHONE: _____

Please initial each item to indicate your understanding and acceptance of the **BOUNCE** Transportation Polices. Complete the Church Transportation Information and return this form to your Mission Coordinator. Thanks.

BOUNCE TRANSPORTATION POLICY	INITIAL
Each participating group is responsible for its own transportation to and from a BOUNCE Mission location.	X:
If a participating group travels to a BOUNCE Mission location by airline, charter bus, or train, the group is responsible for making local arrangements for transportation for the week of the BOUNCE Mission.	X:
BOUNCE depends upon the use of participating group vehicles for transportation to and from mission sites. Each participating group is responsible for providing (on-site) LEGAL transportation (11 passengers in a 15-passenger van)* for the size of its group. Multi-passenger vans are ideal. Drivers will be those approved to operate each participating group's own vehicles.	X:
15-Passenger Vans <ul style="list-style-type: none"> ✓ BOUNCE will use whatever transportation comes to the mission. There will be 10-15 participants on a crew, however, only 11 participants will be allowed on a 15-passenger van at BOUNCE. Fifteen passenger Mini-Buses will be an exception.* ✓ Large buses are acceptable transportation; however, they MUST be available to transport Teams during the mission. ✓ All drivers selected to transport Teams for the mission MUST sign the Driver Guidelines that will be provided. 	X:
Student participants are not allowed to ride in any vehicle pulling a trailer, AND are not allowed to ride alone with an adult participant.	X:
Drivers must be at least 21-years-of-age and be approved by their church or group's insurance policy.**	X:

Fill in the information requested in the grid and return it to your Mission Coordinator

Vehicle Type (van, bus, mini-van, mini-bus, pick-up, etc.)	Approved Driver(s) Name**	Vehicle Legal Capacity*

PLEASE NOTE: If any of the above information should change prior to the start of the **BOUNCE** Mission, please alert your Mission Coordinator immediately. Thank You.

BOUNCE STATEMENT OF COMPLIANCE FORM

The volunteering adult sponsors named below are known to the staff or recognized leadership of the participating church or organization, and the church or organization knows of no reason why any should not serve as a sponsor for youth under the age of eighteen (18). The church or organization confirms it has taken reasonable steps to confirm the individuals are not registered sex offenders or felons by performing national criminal and sex offender background checks. PLEASE NOTE: Any participant age 18 or older is subject to a background check. Only participants age 21 years of age are eligible to serve as a sponsor.

Company Used For Background Checks: _____

Names of Adult Sponsors and Participants 18 years of age or older:

- | | |
|-----|-----|
| 1. | 11. |
| 2. | 12. |
| 3. | 13. |
| 4. | 14. |
| 5. | 15. |
| 6. | 16. |
| 7. | 17. |
| 8. | 18. |
| 9. | 19. |
| 10. | 20. |

In addition to criminal and sex offender background checks, adult sponsors and participants 18 years of age or older have completed the **MinistrySafe Training** as outlined on page 12 of the Group Leader Handbook.

Group Name: _____ Phone #: _____

Address: _____ City/State/Zip: _____

Authorized Signature: _____ Printed Name: _____

Date: _____

OTHER **BOUNCE** FORMS AND APPLICATIONS ARE AVAILABLE FOR DOWNLOAD AT

www.texasbaptists.org/bounce

under the [GROUP LEADERS TAB](#) or by clicking on the links below:

- **[BOUNCE PARTICIPANT FORMS:](#)**
<http://s3.amazonaws.com/texasbaptists/bounce/2015-Bounce-Participant.pdf>
- **[TRANSPORTATION POLICIES & INFO FORM:](#)**
<http://s3.amazonaws.com/texasbaptists/bounce/Transportation-Policies-and-Information-Form.pdf>

