

Children's Study Guide

Introduction

The Mary Hill Davis Offering® for Texas Missions (MHDO) provides support and resources for more than 80 ministries across the state. Because you give, you are supporting Texas missionaries as they continue faithfully serving the Lord and serving others. The MHDO focuses on four areas of ministry using the SALT acronym. Today we will be learning about a ministry that falls under L, Love the Least of These.

Bible Verses

International Children's Bible

“Then Jesus came to them and said, “All power in heaven and on earth is given to me. So go and make followers of all people in the world. Baptize them in the name of the Father and the Son and the Holy Spirit. Teach them to obey everything that I have told you. You can be sure that I will be with you always. I will continue with you until the end of the world.”
– Matthew 28:18-20

“Your love must be real. Hate what is evil. Hold on to what is good. Love each other like brothers and sisters. Give your brothers and sisters more honor than you want for yourselves.”
– Romans 12: 9-10

“We hope in the living God. He is the Savior of all people. And in a very special way, he is the Savior of all who believe in him. Command and teach these things. You are young, but do not let anyone treat you as if you were not important. Be an example to show the believers how they should live.” – 1 Timothy 4:9-12

Preparation

The River Ministry serves families at the Texas-Mexico border. Leaders may need to take some time and carefully explain that families are leaving their homes. Whatever the situation, we as believers are called to serve and help all of God's people. Use the Texas-Mexico Border coloring page to show where the River Ministry missionaries are located. Help them understand that we are all God's children and are called to Love the Least of These.

What You Will Need

ACTIVITY BOOK TOOLS

- Texas-Mexico Border coloring page with River Ministry missionaries
 - Pan Dulce coloring page
 - Memory verse coloring page
 - Memory verse own hand signs
 - Papel picado craft
 - Paper flower craft
 - Elote snack suggestion
 - SALT page
 - Decode page
-

Mission Study

Bible Verse Activity

Sign It Out – Romans 12:9-13

Encourage students to come up with their own hand signs for this scripture to help them memorize the verse.

This activity can be done in groups or all together.

Remind children that this scripture tells them how to love others.

Decode the Secret Scripture – 1 Timothy 4:9-12

Choose key words to be written in code to help students figure out the secret message.

Say:

River Ministry missionary Shon Young teaches a remedial school program where computer coding is one of the classes offered. He shares his experience with a student who joined the class. The 6th grader was not in school, but Shon's group was teaching him computer coding. While our activity isn't computer coding, we can have fun as we crack the code of the Bible verse to discover what God tells us!

Draw It Out – Matthew 28:18-20

Have students illustrate the Bible verse. Students can do this individually or as a group.

Papel Picado Craft

Materials:

- Tissue Paper – cut into a 10"x10" square
- Scissors
- Glue
- String

If your students are too young to work with scissors, you can glue pieces of tissue paper onto construction paper or bigger

tissue paper.

Steps:

- Fold paper vertically 3 times, one paper at a time
- At one end, cut the corners to make a rounded end
- At rounded end, cut a half-circle in the middle of the rounded end
- Open paper in half and make small fold at flat end where string will be placed
- Fold horizontally. Flat end should meet above rounded end when folded.
- Fold corners together to form a triangle
- Take scissors and cut designs at the fold
- Open up and lay down.
- Open fold where string will be and place string down.
- Glue tissue paper over string so that the flag can hang on the string

Stencil Steps:

- Papel Picado stencils are available online
- Fold tissue paper in half and cut out stencil design
- Make small fold at top of tissue paper for string

Paper Flower Craft

Materials:

- Tissue Paper – cut into a 4"x4" square

- Scissors
- Pipe Cleaner

Instructions:

- Stack 8 pieces of 4x4 squares of tissue paper
- Fold in half and crease. This creates a folded fan.
- Open and fold one side to the first crease and make a new crease
- Open and fold same side to 2nd crease
- Flip paper over and line ends together (like making a fan)
- Flip back over to original side and meet fold at first crease
- Do same steps for the other half of paper
- Crease down all sides
- Use scissors to round both ends
- Fold in half
- Place pipe cleaner at fold and tie
- Open tissue paper
- Separate papers and fluff

Snack Idea - Elotes

Materials:

- Whole Kernel Corn
- Mayo
- Parmesan cheese
- Optional: Valentina (hot sauce) or Tajin (spicy seasoning)

Instructions:

- Put cooked corn in individual cups
- Add Mayo and Parmesan Cheese to taste
- Add Valentina or Tajin to taste.
- Mix together and enjoy!

Mission Action

Assemble Hygiene Kits**Materials:**

- Soap
- Shampoo
- Shower Gel
- Toothbrush
- Toothpaste
- Floss
- Deodorant

Have children write notes of encouragement to include. Consider including gift cards.

Visit www.texasbaptists.org/ministries/river-ministry-and-mexico-missions to learn more about serving opportunities with Border Ministries.

About the Writer



Nayely Vallejo

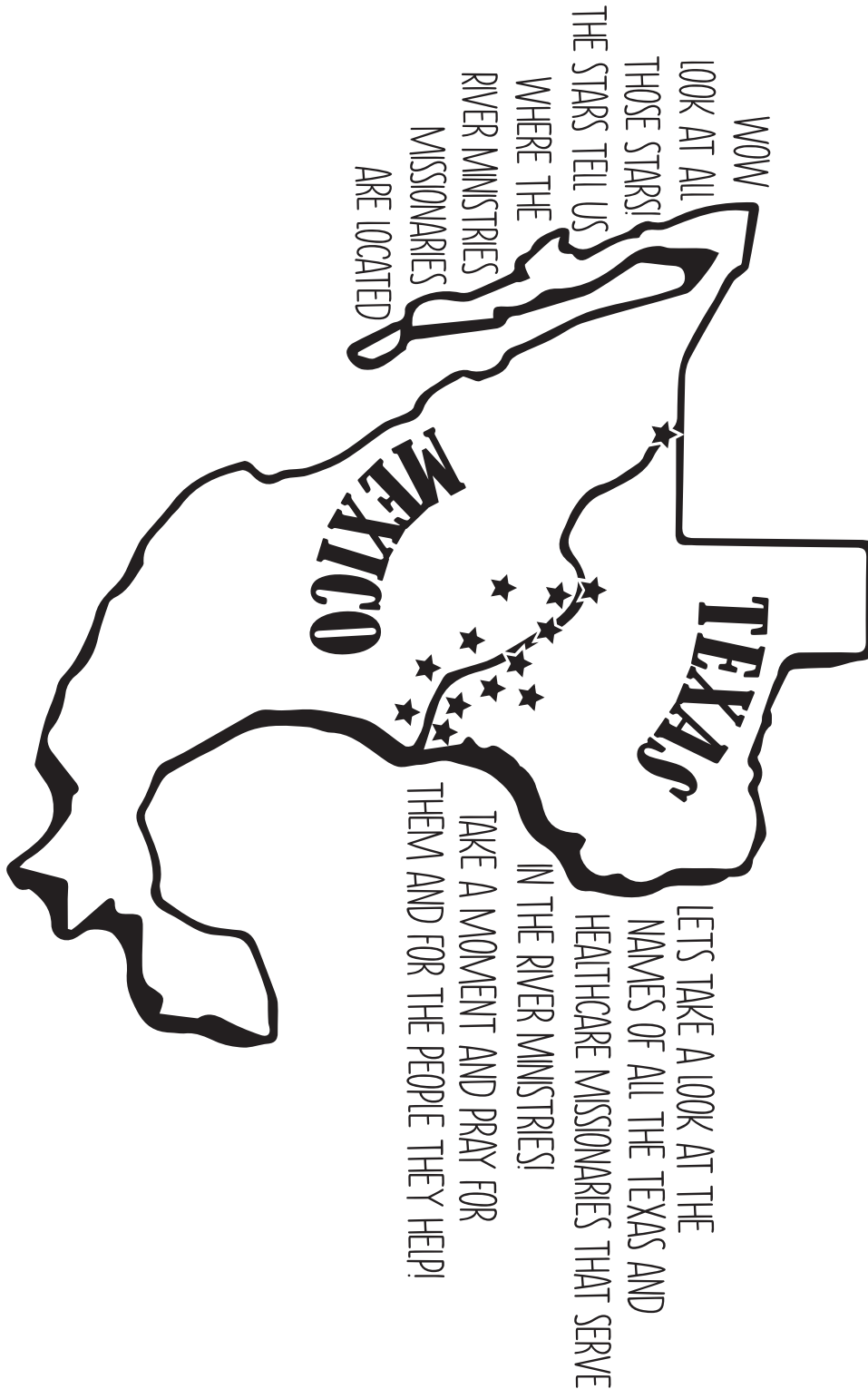
Nayely Vallejo is a member at Freeman Heights Baptist Church in Garland, Texas. She works as Office Manager/Administrative Assistant for WMU of Texas. Nayely is a Youth and Acteens leader at her church and loves to serve her students in every way possible.




Mary Hill Davis

Mary Hill Davis, president of Texas WMU from 1906 to 1931, saw Texas as a rich harvest field with its mixture of Anglo, Black, European, and Mexican populations. In 1910 she led the Baptist women of Texas to set aside a week to pray for the needs in the state and to take up an offering as was done for foreign and home missions. Following her death in 1934, the Texas missions offering was named in her memory.

Texas-Mexico Border Coloring Page




Pan Dulce Coloring Page




In Latino culture, it is very common for families to come together and enjoy Pan Dulce y Cafe, sweet bread and coffee! Do you recognize any of the pan dulce thats on the plate? (not apart of desing, just text for the top of page)

SALT




Serve Ministries

THESE MINISTRIES OPEN THE DOOR FOR MORE EFFECTIVE SHARING OF THE GOSPEL




Advance Missions

THESE MINISTRIES EQUIP BOTH CLERGY AND LAITY AS THEY SHARE THE GOSPEL AND SERVE OTHERS



Love The Lease of These

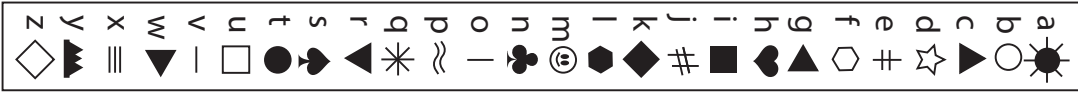
THESE MINISTRIES SEEK TO SERVE THOSE WHO ARE OFTEN OVERLOOKED



Tell Ministries

THESE MINISTRIES ENABLE TEXAS BAPTIST TO BE A WITNESS BY SHARING GOD'S STORY OF SALVATION THROUGH JESUS CHRIST

Decode Activity



What I say is and you should
 fully it. For this is why
 we and :
 We hope in the God. He is
 the Savior of all . And in
 a very special way, He is the
 of all who in Him.
 and teach these things.
 You are but do not let anyone
 treat you as if you were not
 Be an to show the believers
 how they should live. Show them with your with
 with the way you with
 your with your and
 with your Timothy 4:9-12