



Missions Discipleship? What's that all about?

Students experience missions discipleship in exciting ways:

- **Learn about Missions**
Learning about missions begins as students study what the Bible teaches about loving God and serving others. Students learn about missions by hearing stories from workers on the mission field and participating in activities and projects to begin applying what they've learned to their own lives.
- **Pray for Missions**
Students create prayer experiences and learn about being a prayer support for workers around the globe. They realize their prayers are coveted by workers and really do make a difference.
- **Support Missions**
Disciples of Jesus who live on mission support others who share Christ. Encouraging missions offerings, sending notes of encouragement, and leading in projects to support missionaries are all ways students are engaged in supporting missions.
- **Do Missions and Tell about Jesus**
Jesus put His love into action by caring for the physical and spiritual needs of people. Students are empowered to share what God has done for them with their community and their world. By preparing themselves spiritually, they are ready to invite others to put their trust in Christ!



How to set up your Youth on Mission group

WHEN

Student missions discipleship groups usually meet when adults are involved in regular church activities such as midweek prayer services, worship services, or choir rehearsals. A church may have a set time when all age-level missions discipleship groups meet. Youth on Mission would take place at that time. Other times and meeting places are possible with adequate support and leadership.

Materials are developed for weekly sessions of one hour in length or drop-in sessions within a framework of existing youth ministry. This can be adjusted by the church as needed, such as for monthly sessions. The session length of time is easily adjusted for longer or shorter sessions.

WHERE

Most student missions discipleship groups meet at the church. Youth on Mission are flexible and may also meet in a family's home or a community center.

HOW

Student missions discipleship groups are designed to be flexible in how they are organized in a church. No matter how Youth on Mission is structured in the church, efforts to lead students in missions discipleship must be undergirded with prayer.

Student missions discipleship groups are organized according to the needs of the church and groups can be formed in many different ways.

- Co-ed: Boys and girls can meet together as a Youth on Mission group. Leaders can determine the size of the groups and the number of groups needed based on church safety and security for students.
- Groups can be divided by age with 7th – 9th grades and 10th – 12th grades meeting separately if groups size and leader availability permit.



Youth on Mission leader responsibilities

Leaders are responsible for planning, carrying out, and evaluating missions discipleship for students. Each group needs at least two adults for every group for safety and security reasons. Additional leaders are advised for off-campus missions projects and trips. A church may have safety or security guidelines with a lower ratio of student per adult, and student missions discipleship should follow those guidelines.




Leaders have the responsibility to:

- set goals and make overall plans for the year;
- plan the sessions;
- lead missions learning experiences;
- encourage and give students opportunities to grow in leadership skills and responsibilities;
- reflect on experiences of the group and makes adjustments as needed;
- maintain contact with parents or guardians of participants, prospects, and absentees;
- provide resources and gather supplies for sessions;
- work within the church budget designated for student missions discipleship; and
- maintain records (such as attendance).

Leaders determine how they will share leadership responsibilities. A church may have one experienced leader while another assists. In other churches, the leaders may divide responsibilities for planning and leading activities. Students should also be included as part of the planning process.

A church with more than one student missions discipleship group may select a coordinator. This leader has responsibility to:

- bring leaders together for coordinated planning;
- coordinate activities or events for groups to do together;
- coordinate training efforts for leaders, such as attendance at a state WMU training event;
- enlist leaders;
- order resources and supplies, or report needs to the person who orders for the church;
- maintain records and report accomplishments to the church;
- promote student missions discipleship within the church; and
- evaluate missions discipleship for students.



Teenagers who are active in Youth on Mission:

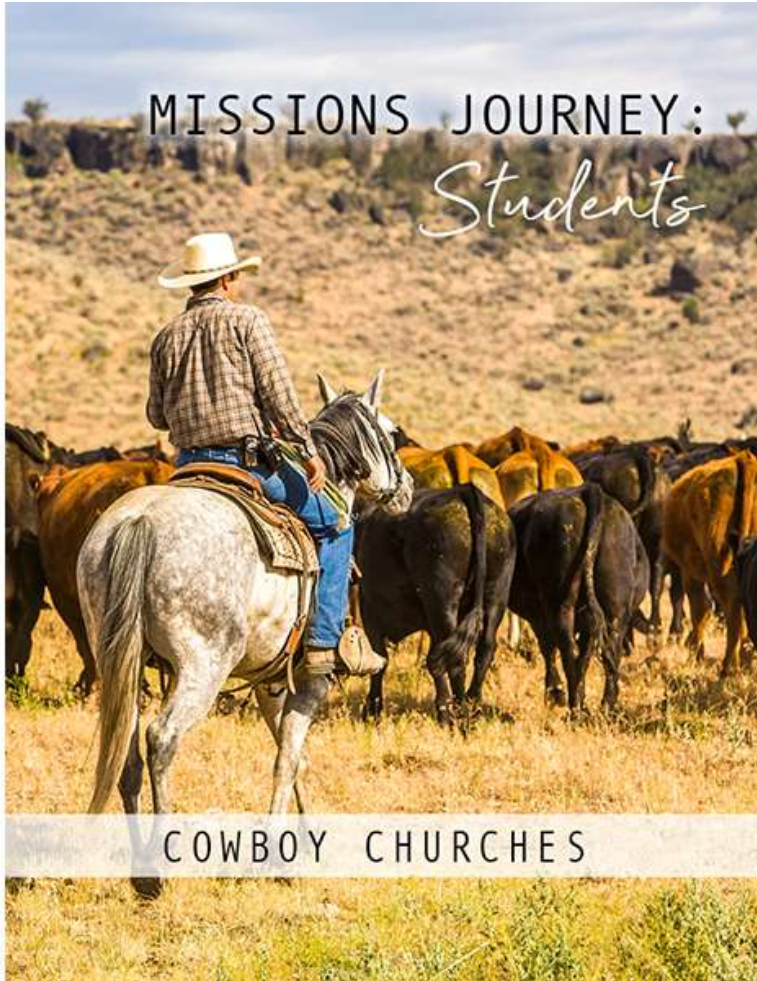


- Learn to discover God in their everyday experiences,
- go beyond the ordinary in their relationships with God,
- experience God for who He is,
- witness God's faithfulness,
- develop a Christian worldview, and
- participate in God's awesome work in His world.

How do I start Youth on Mission?

- Pray.
- Meet with your pastor and student minister.
- Determine how many groups you will need.
- Order materials.
- Meet with leaders and organize.
- Begin promoting.





What about curriculum?

Missions discipleship resources for students lead them to become disciples of Jesus who live on mission. It's one thing to know about faith; we want students to live their faith, too!

To order curriculum, visit:
wmustore.com/missionsjourneystudent



Contact for more information:

Zachariah Seanor
(205) 991-4057
zseanor@wmu.org